

# IBS Okoume Face Poplar Core Ply


Design & Installation Guide

October 2025



**BUILDING BETTER HOMES**

Proudly Kiwi Owned and  
Operated for over 30 years





## SUSTAINABLE BUILDING PRODUCTS

*Welcome to Independent Building Supplies (IBS), your trusted partner in the New Zealand building industry. Since our inception in 1993, IBS has been dedicated to sourcing and providing the highest quality building materials from around the globe. As a family business with four generations active in the building industry in New Zealand, we bring a wealth of experience and a deep commitment to excellence.*


One of the key aspects that set IBS apart is our commitment to innovation. We are constantly on the lookout for new and improved building materials that can enhance the efficiency and effectiveness of construction projects. Our team of experts works closely with suppliers to bring cutting-edge products to the New Zealand market, ensuring that our customers have access to the latest advancements in building technology.

But our commitment to excellence doesn't stop at our products. At IBS, we pride ourselves on providing unparalleled customer service. Our knowledgeable and friendly team is always on hand to offer expert advice and support, helping you choose the right materials for your project.

### ABOUT IBS

At IBS, we recognise that the foundation of any great building project lies in the quality of the materials used. That's why we meticulously select our suppliers, ensuring that every product meets our stringent standards for durability, performance, and sustainability. Our extensive range of offerings includes everything from plywood and panels to flooring and cladding, all tailored to meet the diverse needs of the New Zealand market.





We seek to develop the most innovative, professional and profitable experience for our clients. Our passion is for providing our customers with the best products, the best service, and the best experience

In addition to our exceptional product range and customer service, IBS is also dedicated to sustainability. We recognise the importance of protecting our environment and are committed to sourcing eco-friendly building materials. Our sustainable product offerings help reduce the environmental impact of construction projects, allowing our customers to build responsibly without compromising on quality or performance.

IBS is more than just a supplier of building materials; we are a partner in your success. Our comprehensive range of services includes everything from product sourcing and logistics to technical support and training. We work closely with our customers to understand their unique needs and provide tailored solutions that help them achieve their objectives.

Join the countless builders, contractors, and homeowners who trust IBS for their building material needs. Discover the difference that quality, innovation, and exceptional service can make in your next project. Choose Independent Building Supplies – your partner in building excellence for over 30 years.

- IBS RigidRAP®
- IBS RigidRAP®- XT
- IBS EUROFloor
- IBS EUROLine
- IBS FIBRE® Range
- IBS Structural Ply
- IBS Builders Grade® Ply
- IBS Formply

- IBS Decorative Ply
- IBS PanelLine®
- IBS Showerline
- IBS Softboard
- IBS Hardboard
- IBS Peg Board
- IBS Acoustic Panels
- IBS Mini Panels

# Contents

---

<b>1.</b>	<b>Introduction</b>	<b>6</b>
1.1	Introduction	6
1.2	Scope	6
1.3	What is IBS Okoume Face Poplar Core Ply	6
1.4	Sizes & Applications	7
1.5	Benefits	7
1.6	Intended Use	7
1.7	Supporting Info & Documents	7
<b>2.</b>	<b>Best Practice</b>	<b>8</b>
2.1	Health & Safety	8
2.2	Handling & Storage	8
2.3	Cutting	10
2.4	Drilling Pilot Holes	10
2.5	Penetration	11
<b>3.</b>	<b>Durability</b>	<b>12</b>
3.1	Compliance	12
3.2	Responsibility	12
3.3	Conditions	12
<b>4.</b>	<b>Design</b>	<b>13</b>
4.1	Design Considerations	13
<b>5.</b>	<b>Installation</b>	<b>14</b>
5.1	When fixing as a wall lining	14
5.2	When fixing as a ceiling lining	14
5.3	Fixings and Adhesives	14

<b>6.</b>	<b>Finishing</b>	<b>15</b>
6.1	Surface Preparation	15
6.2	Finishing Options	15
6.3	Edge and Face Sealing	15
<b>7.</b>	<b>Care &amp; Maintenance</b>	<b>16</b>
7.1	Care & Maintenance	16
<b>8.</b>	<b>Warranty</b>	<b>17</b>
8.1	Warranty	17
<b>9.</b>	<b>Technical Properties</b>	<b>21</b>
<b>10.</b>	<b>Additional Resources</b>	<b>22</b>
10.1	Compliance and Information	24
10.2	Designing outside of scope	24
<b>11.</b>	<b>Frequently Asked Questions</b>	<b>23</b>
<b>12.</b>	<b>Limitations</b>	<b>24</b>
<b>13.</b>	<b>Installation Checklist</b>	<b>25</b>

NZBN 9429000097253

**Contact us for more information or to talk to our team.**

[www.ibs.co.nz](http://www.ibs.co.nz) | 0800 367 759 | [info@ibs.co.nz](mailto:info@ibs.co.nz)

# 1. Introduction

---

## 1.1 Introduction

### **Lightweight, Versatile Plywood for Interior Projects**

IBS Okoume Face Poplar Core Ply is a lightweight, easy-to-handle plywood panel designed for interior use in dry environments. Featuring a Okoume Face with a Poplar core, this non-certified panel offers reliable performance across a variety of internal applications. It's ideal for wall and ceiling linings, cabinetry, shelving, toys, and furniture making it a popular choice for both professional contractors and DIY users seeking a versatile, attractive interior-grade plywood.

## 1.2 Scope

### **Confirm scope**

IBS Okoume Face Poplar Core Ply is a non-structural panel product intended for decorative and general-purpose internal applications. It is not certified for structural use under the New Zealand Building Code and must not be used in load-bearing or bracing applications.

### **This product is ideal for:**

**Wall linings:** Provide a smooth, pre-sanded surface suitable for painting or clear finishing.

**Ceiling linings:** Lightweight and easy to install with glue and mechanical fixings.

**Furniture and cabinetry:** Suitable for making shelves, toy boxes, and other non-load-bearing furniture items.

Interior decorative panels: Offers a cost-effective solution for aesthetic enhancement in residential and commercial interiors.

## 1.3 What is IBS Okoume Face Poplar Core Ply?

IBS Okoume Face Poplar Core Ply is part of our non-certified range of plywood. A Okoume Face with Poplar Core makes this a great lightweight product.

Intended use is for Interior applications only where the product will not be likely to get wet. Ideal to use as a wall or ceiling lining or for general internal applications.

## 1.4 Sizes & Applications

IBS Okoume Face Poplar Core Ply Product Details			
L x W x Thickness (mm)	Weight (kg)	IBS Product Code	GTIN
2400 x 1200 x 9	14.1	HARDOP092412	09421028769686
2400 x 1200 x 12	28.2	HARDOP122412	09421028769709

## 1.5 Benefits

IBS Okoume Face Poplar Core Ply offers a versatile and cost-effective solution for interior applications where structural performance is not required. Manufactured with a lightweight poplar core and a smooth, pre-sanded surface, it is ideal for decorative use such as wall and ceiling linings, as well as furniture and cabinetry.

Its ease of handling and clean finish make it a popular choice among builders and DIY enthusiasts for non-load-bearing projects. While it is not suitable for structural applications, its aesthetic appeal and workability provide excellent value for internal design and fit-out work.

## 1.6 Intended Use

### IBS Okoume Face Poplar Core Ply:

- Wall linings
- Ceiling linings
- Furniture
- Toys
- Shelving
- Building the workshop bench
- Cabinets

## 1.7 Supporting Info & Document

This guide must be read in conjunction with the:

- IBS Okoume Face Poplar Core Ply warranty.

## 2. Best Practice

---

### 2.1 Health & Safety

**Take all necessary steps to ensure your safety and the safety of others:**

- Ensure adequate ventilation or mechanical dust extraction when cutting or drilling
- Ensure the sheets are well supported when cutting wear appropriate safety equipment, including clothing, footwear and safety glasses
- Use all tools in accordance with the relevant instruction manuals. Clear the work area of any obstructions before work starts
- Ensure edge protection and/or appropriate scaffold is installed where working at height.

For further information on Health & Safety, refer to:

- The Absolutely Essential Health and Safety Toolkit
- Worksafe New Zealand Quick Guide.

### 2.2 Handling & Storage

#### Loading and Unloading

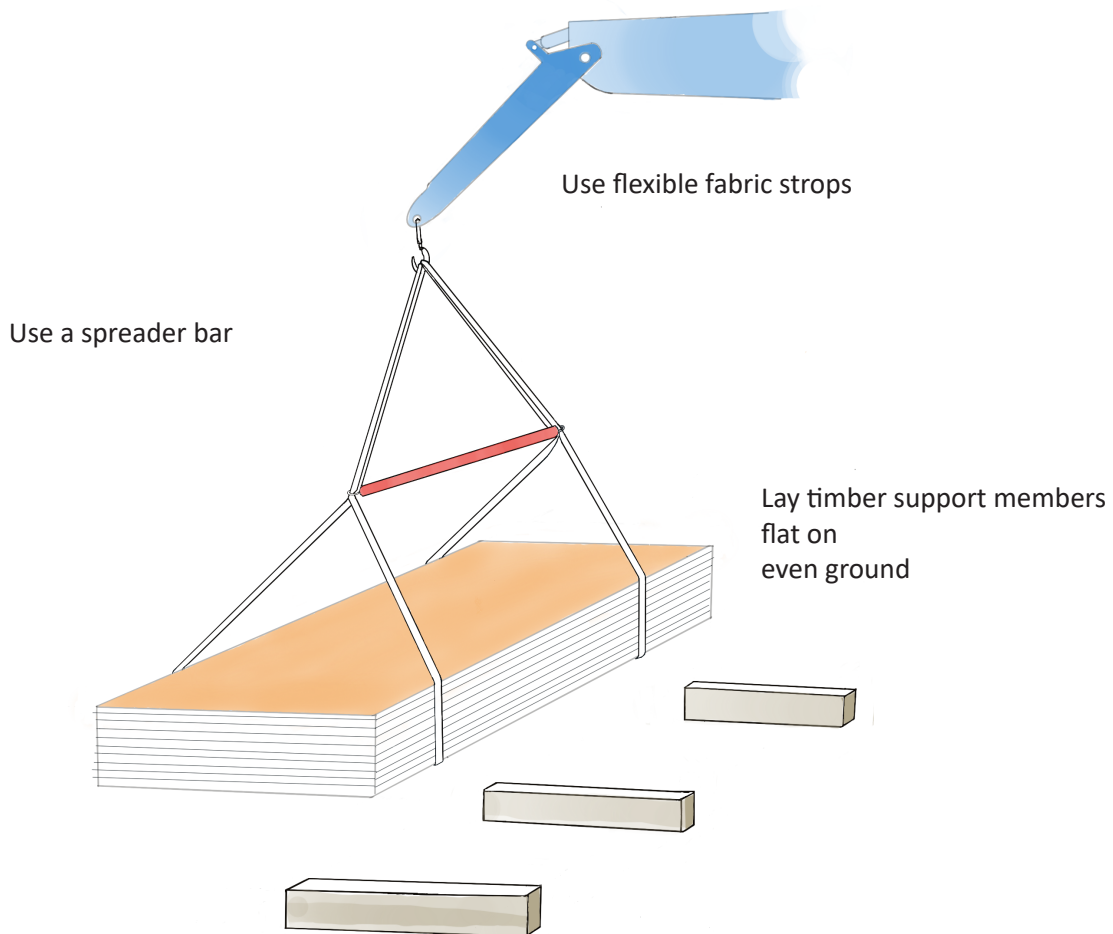
- Take care when transporting, handling, and storing IBS Okoume Face Poplar Core Ply to avoid damaging the sheets.
- Unload sheets by hand and carry on edge.
- If unloading mechanically, ensure there is a minimum of two well-spaced supports or the product is supported with a pallet to avoid excessive bending or sagging.
- A spreader bar may be needed when using a crane.
- If stored on-site, stack sheets flat on a dry surface and at least 150 mm off the ground. Cover the sheets.
- Ensure the area where the sheets are stored is dry, well-ventilated, out of direct sunlight and away from any heat source.

**Important:** Intact IBS Okoume Face Poplar Core Ply sheets pose no health risk. The hazard arises only when dust is generated during mechanical processing.

### Handling and Storage of IBS Okoume Face Poplar Core Ply

Use flexible fabric straps with a spreader bar to lift plywood evenly. Always place timber supports flat on level ground to prevent damage.

Follow IBS guidelines to maintain product integrity and warranty.



### Important Disclaimer

IBS is not responsible for damage caused by improper storage or handling of IBS Okoume Face Poplar Core Ply.

To maintain product integrity and ensure optimal performance, always follow the recommended storage and handling guidelines outlined in the official installation guide.

Failure to comply may result in product damage and void warranty coverage.

## 2.3 Cutting

Cut sheets with a fine-tooth handsaw or power skill saw. Smooth the edges using a plane or sandpaper (120–150 grit) wrapped around a sanding block.

- Provide adequate ventilation or use mechanical dust extraction when cutting or drilling.
- Support sheets properly during cutting to prevent movement or damage.
- Operate all tools according to their instruction manuals.
- Use edge protection and/or appropriate scaffolding when working at height.

## 2.4 Drilling Pilot Holes

When fixing IBS Okoume Face Poplar Core Ply with screws, it is essential to predrill 2.0 mm pilot holes to prevent splitting, especially near the sheet edges.

- These holes should be drilled 2–3 mm deeper than the screw length to allow for full screw penetration without stress on the material.
- Use a sharp drill bit and maintain a steady speed to avoid chipping the veneer face.
- Ensure holes are positioned away from panel edges and corners to maintain structural integrity.
- Avoid over-tightening screws, as this can strip the material or reduce the screw's holding strength.
- For best results, use screws designed for plywood and follow spacing guidelines provided in the IBS installation documentation.


### During Cutting:

- Ensure good ventilation in the area.
- Position the cutting station to direct dust away from yourself and others.
- Rotate employees on cutting tasks during the shift.
- Use a dust-reducing circular saw connected to an M Class or higher vacuum.
- When sawing, sanding, rebating, drilling, or machining: Wear a P1 respirator or higher, fitted according to manufacturer instructions.
- Keep people at least 2 metres away from the cutting station.
- If not clean-shaven, use a powered air respirator with a loose-fitting head top.
- Wear safety glasses and hearing protection.
- Ensure others nearby follow the same safety measures.
- Clean up carefully; never dry sweep. Use an M Class or higher vacuum.

## 2.5 Penetration


### For smooth, clean cut circular holes:

- Mark the centre of the hole on board.
- Pre-drill a hole to be used as a guide.
- Cut hole to the required diameter using a hole saw fitted to a electric drill where the central bit is inserted into the pre-drilled hole.



### For small irregular holes:

- Small rectangular apertures can be achieved by forming a series of small holes around the perimeter of the opening.
- Tap out with a chisel and clean up with sand paper or a rasp.



## 3. Durability

---

### 3.1 Compliance

IBS Okoume Face Poplar Core Ply is part of IBS's non-certified plywood range and is not structurally rated under the New Zealand Building Code. As such, it must not be used in any load-bearing or bracing applications. This product is designed exclusively for internal use in dry environments and is ideal for decorative purposes such as wall and ceiling linings, cabinetry, shelving, and furniture.

Its lightweight construction, smooth Okoume face, and pre-sanded finish make it a practical and visually appealing solution for non-structural interior projects where compliance with structural standards is not required.

### 3.2 Responsibility

Designers and/or contractors responsible for the intended project should follow the details and recommendations specified in this manual.

It is also wise to keep in mind that all designs and constructions should comply with appropriate and relevant requirements of current legal building codes, regulations and standards, both domestic and international.

\*The information provided in this installation guideline is valid at the time of publication.

### 3.3 Conditions

IBS Okoume Face Poplar Core Ply is designed strictly for internal use in dry environments. It must not be used in any external applications, wet areas, or spaces subject to high humidity. Exposure to moisture can compromise the integrity of the panel and lead to swelling, delamination, or surface damage.

The product is ideal for decorative purposes such as wall and ceiling linings, cabinetry, shelving, and furniture, where it remains protected from environmental moisture. When stored or installed, care must be taken to ensure the building is fully weathertight and the timber framing has a moisture content of 18% or less. Sheets should be kept dry, well-ventilated, and away from direct sunlight or heat sources to maintain their performance and appearance.

## 4. Design

---

### 4.1 Design Considerations

- When designing with IBS Okoume Face Poplar Core Ply, it is essential to confirm that the project falls within the product's intended scope and limitations.
- This plywood is strictly for internal use and must not be exposed to external environments, moisture, or high humidity.
- It should only be installed in fully weathertight buildings, and the timber framing must have a moisture content of 18% or less.
- The product is ideal for use as wall or ceiling linings, where it can be fixed vertically using glue and mechanical fasteners.
- It is not suitable for any structural, load-bearing, or bracing applications.
- Proper design consideration ensures the product performs effectively and maintains its durability and appearance over time.



# 5. Installation

---

Below is the recommended process for IBS Okoume Face Poplar Core Ply, please make sure you follow the below steps in order.

## 5.1 When fixing as a wall lining

When installing IBS Okoume Face Poplar Core Ply as a wall lining, sheets must be fixed vertically with a combination of adhesive and mechanical fasteners. For best results, apply a suitable panel adhesive along with strips of double-sided tape to help hold the sheet in place while the glue cures. Secure the sheets using finishing nails or screws at 150mm centers around the perimeter and 300mm centers on the middle studs, ensuring fixings are placed at the center of each stud. If you are using screws then ensure that you predrill pilot holes. There is no need to fix into nogs or dwangs. The use of skirting boards and scotia trims will further assist in holding the sheet firmly in place and provide a clean, finished appearance. Always confirm the building is fully weathertight and the timber framing has a moisture content of 18% or less before installation. Allow a 2mm expansion gap between sheets to allow for the expansion of the sheets

## 5.2 When fixing as a ceiling lining

When installing IBS Okoume Face Poplar Core Ply as a ceiling lining, sheets must be fixed securely using a combination of adhesive and mechanical fasteners. For best results, apply a suitable panel adhesive along with strips of double-sided tape to assist in holding the sheet in place while the glue cures. Use finishing nails or screws to fix the sheets at 150mm centers around the perimeter and 300mm centers on the middle studs, ensuring all rafters are fixed. If you are using screws then ensure that you predrill pilot holes. The maximum span for battens must be no more 400 for 12mm or less, sheet must span at least three battens or rafters to ensure adequate support. Joints between sheets should be staggered to enhance structural integrity and visual appeal. This method ensures a secure and professional finish suitable for internal ceiling applications. Always confirm the building is fully weathertight and the timber framing has a moisture content of 18% or less before installation. Allow a 2mm expansion gap between sheets to allow for the expansion of the sheets

## 5.3 Fixings and Adhesives

When installing IBS Okoume Face Poplar Core Ply, the correct selection of fixings and adhesives is essential to ensure a secure and long-lasting finish. For wall lining, fixings should be at least three times the thickness of the plywood sheet being used. For ceiling lining, fixings must be four times the thickness of the sheet to provide adequate support. Fixings should be placed at 150mm centers around the perimeter and 300mm centers on the middle studs, with ceiling sheets fixed to all rafters and spanning a minimum of three battens or rafters. For best results, use a combination of panel adhesive and mechanical fasteners such as finishing nails or screws. To assist with holding the sheet in place while the adhesive cures, apply double-sided tape in conjunction with the glue. Recommended adhesives include Sika®Flex-123 MS Bond, Sika® Premium, Soudal Fix All High Tack, Bostik Tuf as Nails, or Sikasil NG Sealant for sealing purposes.

## 6. Finishing

---

### 6.1 Surface Preparation

IBS Okoume Face Poplar Core Ply must not be left in its natural state once installed. To ensure durability and maintain its appearance, the sheets should be sealed with a suitable protective coating as soon as practical after installation. This is especially important given the product's intended use in dry, internal environments only.

Unsealed plywood is vulnerable to moisture absorption, which can lead to swelling, warping, or surface damage. Any holes or imperfections should be filled prior to sanding. Choose an appropriately coloured wood filler depending on your final colour choice of stain.

Before finishing, ensure the surface is clean and dry and free from dust or debris. Lightly sand the face and edges to smooth any rough areas or imperfections. Take care not to over-sand the surface, especially if the plywood will be used in a visible application.

### 6.2 Finishing Options

For best results, finish the sheets with either polyurethane or paint, applying a minimum of three coats one primer and two topcoats with light sanding between coats using 280–320 grit sandpaper. Proper sealing not only enhances the aesthetic finish but also protects the panel from humidity and wear over time.

### 6.3 Edge and Face Sealing

To ensure long-term durability and maintain the visual quality of IBS Okoume Face Poplar Core Ply, both the edges and faces of the sheets must be properly sealed. Unsealed edges are particularly vulnerable to moisture ingress, which can lead to swelling, delamination, and deterioration of the panel.

As soon as practical after installation, all exposed edges should be sealed with a suitable timber sealer or primer, and the face should be finished with a protective coating such as polyurethane or paint.

This is especially important in internal environments where humidity may fluctuate. Applying a minimum of three coats one primer and two topcoats with light sanding between coats using 280–320 grit sandpaper will help preserve the integrity and appearance of the plywood over time.

# 7. Care & Maintenance

---

## 7.1 Care & Maintenance

Under normal conditions, IBS Okoume Face Poplar Core Ply will need no maintenance as long as the protective finished layer has been maintained.

If water damage does occur to an area where IBS Okoume Face Poplar Core Ply has been used, first remove the protective layer. Then make sure the area is allowed to dry thoroughly before you replace any protection.

Maintaining the protective layer will depend on the specific finish manufacturer's requirements. But, typically it will include:

- Regularly washing and/or wiping clean protective surfaces to remove mould, scale and/or soap deposits.
- Checking the sealant joints around fixtures.
- Regular inspections should be carried out to check the sheets are not damaged by humidity or moisture.



## 8. Warranty

---

### 8.1 Warranty

Independent Building Supplies Limited (IBS) supplies sustainable building products, which when used and installed in accordance with all relevant instructions and specifications, will be fit for purpose.

As part of our commitment to performance, IBS provides a warranty in respect of IBS Okoume Face Poplar Core Ply (Product) in accordance with the following terms and conditions.

These terms and conditions must be read in conjunction with all product specific relevant and applicable technical documentation, information and guidelines published or referenced by IBS from time to time (Specifications) in relation to the Product.

#### 1. IBS warrants that:

- 1.1 At the time of delivery to the merchant or site (where applicable) the IBS supplied Product will:
  - (a) be free from freight related defects;
  - (b) be free from defects that may have arisen through defective factory workmanship or materials; and
  - (c) conform to the performance characteristics listed on the applicable pass™ (warranted condition).
- 1.2 Once installed properly and in accordance with all appropriate Specifications the Product will continue to meet the relevant provisions of the building code as described on the applicable pass™ (warranted performance).

#### 2. Date warranty valid:

- 2.1 IBS warrants:
  - (a) the warranted performance for 12 months from proven date of purchase or dispatch from IBS whichever date is the earlier; and
  - (b) the warranted performance for the durability period as specified by the NZ Building Code.

The durability period begins from the date the product is first installed or two months after the date of delivery, whichever is the earlier.

- 2.2 All enquiries relating to this warranty must (in the first instance) be directed to the place of purchase, the supplier or the installer.
- 2.3 By submitting a claim under the warranty, you grant IBS and its agents, consultants and contractors full rights of access, at no cost and at any reasonable time, to the relevant building to inspect the Product and the installation method for the purpose of determining the validity of the claim.

**3. In the event a breach of the warranty is proven, the following applies:**

- 3.1 For any valid and accepted breach of a warranty, IBS will, in its sole discretion, either:
  - (a) repair, replace or rectify the defective Product; or
  - (b) refund the purchase price of the defective Product. Where applicable the value will be reduced pro-rata, based on the remaining life of the Product (as set by the relevant durability requirements of the NZ Building Code).
- 3.2 Any action taken by IBS in satisfaction of a warranty claim shall constitute full and final settlement of all claims and IBS's total liability related to a breach of the warranty is limited to the direct cost to IBS of performing either of the above options.
- 3.3 IBS reserves the right to supply other comparable materials or products should the warranted Product no longer be supplied by IBS.

**4. This warranty is subject to the following:**

- 4.1 Receipt of evidence of the date of purchase of the Product.
- 4.2 Evidence satisfactory to IBS of failure of the Product.
- 4.3 Receipt of a written claim from the claimant either within 30 days of when the defect or failure of the Product would have become reasonably apparent or, if the defect was reasonably apparent prior to installation, then the claim must be made prior to installation.
- 4.4 The claim must include full details of the alleged defect in the Product.

- 4.5 Evidence satisfactory to IBS that all design, storage, transport, installation and maintenance requirements for the Product have been met or carried out in accordance with the Specifications and in terms of best building practice and the building code.
- 4.6 The warranty does not cover failure or problems caused by defective use, failure relating to improper design of the project structure, structural failure, settlement, movement of materials to which the Product is attached or dependent on, acts of God including but not limited to earthquakes, cyclones, floods or other severe weather conditions, inadequate maintenance, growth of mould, mildew, fungi, bacteria or any organism on any Product, or acts or omissions of a third party over whom IBS has no control.
- 4.7 The warranty does not cover failure or loss arising from the failure to follow all relevant IBS advice and requirements or failure to adhere to the Specifications.
- 4.8 Normal wear and tear, including non- performance related changes, are excluded from this warranty.
- 4.9 All relevant information relating to the Specifications is uncontrolled in printed format and is available from IBS (refer to [www.ibs.co.nz](http://www.ibs.co.nz)).

## **5. Limitations**

- 5.1 IBS will not be liable for a warranty claim unless:  
  
the use of the Product meets the installation, storage, transport, use and maintenance requirements and Specifications in respect of the Product and the customer is responsible to ensure these are received and understood; and (b) the claim procedure set out in these terms is correctly followed and the required information is provided.

- 5.2 IBS will in no circumstances be liable for:
- (a) any damage or loss caused by a person other than IBS, or by any other factor outside IBS's reasonable control, including without limitation fire, moisture, lightning, liquid, strike or lockout, chemicals, insects or animal;
  - (b) any damage or loss caused or contributed to by incorrect or improper use or a failure to comply with all Specifications and all applicable building codes, regulations and legislation;
  - (c) neglect, abuse, misuse, growth of mould/ mildew/fungi/bacteria or other organism; or
  - (d) any direct or indirect loss, or consequential loss or damage, of any kind.
- 5.3 All warranties, conditions, liabilities and obligations implied by law or custom (other than the warranties in these terms) are excluded to the fullest extent permitted by law, and without limitation, where the Product is provided for the purposes of trade, the provisions of the Consumer Guarantees Act 1993 shall not apply.
- 5.4 Except as provided in these terms, IBS will not be liable (under legislation, contract, tort, or otherwise including in equity) in respect of any defects in the Product or for any other cost, expense or liability caused by or related to the use of the Product.

## 9. Technical Properties

---

### 9.1 Glue Type

IBS Okoume Face Poplar Core Ply is manufactured using melamine glue, specifically WBP (Weather and Boil Proof) melamine glue in most cases. This glue type is suitable for interior applications and offers moderate moisture resistance, but it is not intended for structural or exterior use.

#### Formaldehyde Emission Rating

The formaldehyde rating is E0, which is the lowest emission classification under international standards. This means the product emits less than 0.5 mg/L of formaldehyde, making it suitable for indoor environments with minimal health risk.

Other Technical Properties

<b>Core Material:</b>	Poplar
<b>Face Veneer:</b>	Okoume Face Poplar Core Ply, BB/CC grade
<b>Density:</b>	520–540 kg/m <sup>3</sup>
<b>Moisture Content:</b>	8–12%
<b>Thickness Tolerance:</b>	±0.5 mm
<b>Sheet Sizes:</b>	2400 x 1200 x 9mm, 2400 x 1200 x 12mm

# 10. Additional Resources

---

## 10.1 Compliance and Information

For compliance & information of IBS Okoume Face Poplar Core Ply refer to:

- IBS Okoume Face Poplar Core Ply Warranty
- [www.ibs.co.nz](http://www.ibs.co.nz)
- 0800 367 759

## 10.2 Designing outside of scope

If you're designing or installing a product that deviates from these specifications or the guidelines in this design and install guide, please note that this will void any warranty claims unless specifically approved by IBS prior to any works starting.



# 11. Frequently Asked Questions

---

**Q. What is IBS Okoume Face Poplar Core Ply?**

A. IBS Okoume Face Poplar Core Ply is a lightweight, non-certified interior plywood with a Okoume Face and a Poplar core, designed for dry indoor applications.

**Q. What is IBS Okoume Face Poplar Core Ply commonly used for?**

A. It's ideal for wall and ceiling linings, cabinetry, shelving, furniture, toys, and other general internal uses.

**Q. Can IBS Okoume Face Poplar Core Ply be used outdoors?**

A. No, this product is intended for interior use only and should not be exposed to moisture or wet conditions.

**Q. Is IBS Okoume Face Poplar Core Ply structurally certified?**

A. No, it is part of the IBS non-certified range and should not be used in structural or load-bearing applications.

**Q. What sizes are available for IBS Okoume Face Poplar Core Ply?**

A. It comes in 2400 × 1200 mm sheets, in thicknesses of 9 mm and 12 mm.

**Q. Why does IBS Okoume Face Poplar Core Ply have a Poplar core?**

A. The Poplar core makes the panel lightweight and easy to handle, ideal for DIY projects and overhead installations.

**Q. Can IBS Okoume Face Poplar Core Ply be painted or stained?**

A. Yes, the Pinus Radiata face is smooth and suitable for painting, staining, or clear finishing.

**Q. Does IBS Okoume Face Poplar Core Ply meet low emission standards?**

A. Yes, it is manufactured to Super E0 formaldehyde levels for healthier indoor air quality.

## 12. Limitations

---

When you are specifying and installing IBS Okoume Face Poplar Core Ply the Installation Guide must be followed.

IBS Okoume Face Poplar Core Ply should not be installed on timber framing where the moisture content is greater than 18%.

When used as a wall lining ensure stud centres do not exceed 600mm.

The overleaf installation checks are considered critical to the successful installation of IBS Okoume Face Poplar Core Ply. Using this sheet as a checklist during installation will aid in problem free product installation and long term product durability post construction.

- Not suitable for exterior applications or areas exposed to direct weathering.
- Must not be installed near heat sources without appropriate separation.
- Installation must follow the procedures outlined in the official IBS Okoume Face Poplar Core Ply Design & Installation Guide to maintain warranty and compliance.

### IMPORTANT NOTES:

All sections of this checklist should be completed in full.

Careful adherence to technical specification literature is critically important for completing IBS Okoume Face Poplar Core Ply construction. The construction shall comply with requirements of building consent. Any variations made should be approved by the BCA prior to work being undertaken.



# 13. Installation checklist

Installation checklist for IBS Okoume Face Poplar Core Ply board based on the information available:

Items to be checked		✓ Tick <input type="checkbox"/>	Notes
<b>1. Pre-Installation Checks</b>			
1	Inspect sheets for damage or defects	<input type="checkbox"/>	
2	Confirm panel thickness and size	<input type="checkbox"/>	
3	Acclimatise panels to room conditions	<input type="checkbox"/>	
4	Check surface is clean and dry	<input type="checkbox"/>	
<b>2. Installation</b>			
5	Use appropriate fixings and fasteners	<input type="checkbox"/>	
6	Allow expansion gaps if required	<input type="checkbox"/>	
7	Install with face grain aligned as planned	<input type="checkbox"/>	
8	Avoid overdriving screws or nails	<input type="checkbox"/>	
9	Support sheets during installation	<input type="checkbox"/>	
10	Ensure flat, level substrate	<input type="checkbox"/>	
<b>3. Cutting and Handling</b>			
11	Use sharp blades for clean cuts	<input type="checkbox"/>	
12	Cut face-up to reduce veneer tear-out	<input type="checkbox"/>	
13	Wear proper PPE when cutting	<input type="checkbox"/>	
14	Support panels when cutting	<input type="checkbox"/>	
15	Avoid dragging to prevent damage	<input type="checkbox"/>	
16	Label offcuts for reuse	<input type="checkbox"/>	

<b>4. Storage and Transport</b>			
17	Store flat, off the ground	<input type="checkbox"/>	
18	Keep dry and covered	<input type="checkbox"/>	
19	Stack with protective sheets between for extra care	<input type="checkbox"/>	
20	Avoid stacking on uneven surfaces	<input type="checkbox"/>	
21	Use soft straps when lifting	<input type="checkbox"/>	
22	Protect edges from impact	<input type="checkbox"/>	
<b>5. Finishing</b>			
23	Sand lightly before coating raw face	<input type="checkbox"/>	
24	Remove all dust before applying finish	<input type="checkbox"/>	
25	Seal edges with multiple coats	<input type="checkbox"/>	

<p>Installer Details</p> <p>Name of installer: _____</p> <p>Date of installation: ____ / ____ / ____</p> <p>Address of installation: _____</p>
--

## Notes:

[illegible]



## **IBS Okoume Face Poplar Core Ply** **Design & Installation Guide**



October 2025



Scan the QR code to view all  
IBS Okoume Face Poplar Core  
Ply documents.

3 Zelanian Drive, East Tamaki  
Auckland, New Zealand 2013

Contact Us for General Inquiries:

☎ Phone: 0800 367 759

✉ [info@ibs.co.nz](mailto:info@ibs.co.nz)

🌐 [www.ibs.co.nz](http://www.ibs.co.nz)